

Description

R0603 Series are the fuses set the industry standard for performance, reliability and quality. The solder - free design provides excellent on - off and temperature cycling characteristics during use and also makes our SMD fuses more heat and shock tolerant than typical subminiature fuses.

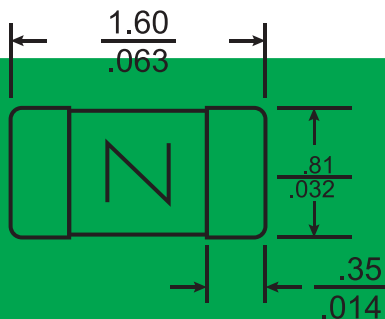
Features

- High inrush current withstanding capability
- Compatible with reflow and wave solder
- Excellent environmental integrity
- One time positive disconnect
- Lead Free and Halogen free material

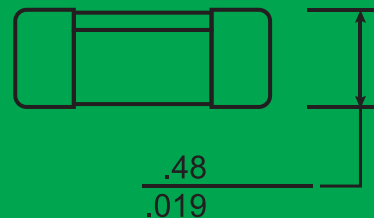
Electrical Characteristics

Rated Current	1.0In	2.5In
250mA~8A	4 hour min.	60 sec maximum

Dimensions



Topview



Sideview

Performance Specification

Part No.	Rated Voltage DC	Rated Current (A)	Breaking Capacity ¹	Typical Cold Resistance (mOhms) ²	Typical Voltage Drop (mV)	Typical Pre-Arcing I ² t (A ² Sec) ³	Alpha Marking
R0603S025	63V	0.250	50A	3250	893	0.00042	D
R0603S375		0.375		1310	587	0.00093	E
R0603S050		0.500		1070	582	0.0020	F
R0603S075		0.750		470	427	0.0092	G
R0603S100		1		257.5	295	0.018	B
R0603S150		1.5		137.5	220	0.065	H
R0603S200	32V	2		72	160	0.115	K
R0603S250		2.5		52	145	0.14	L
R0603S300		3		35	130	0.21	O
R0603S350		3.5		23.8	130	0.55	R
R0603S400		4		21	120	0.52	S
R0603S500		5		14	110	1.2	T
R0603S600		6		8	110	1.7	V
R0603S700		7		5.6	80	2.3	X
R0603S800	8	3.5	75	3.0	Z		

* Breaking Capacity (Measured at rated voltage, time constant of less than 50 microseconds, battery source)

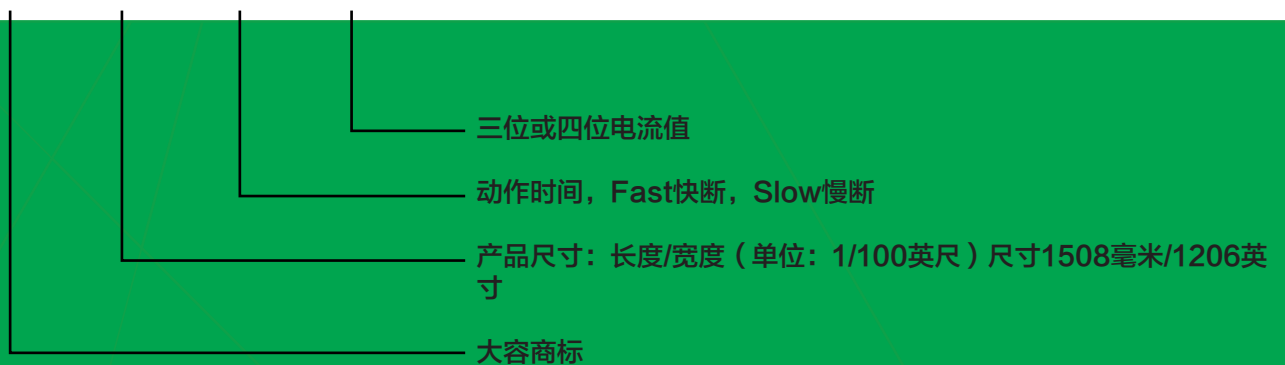
* DC Cold Resistance are measured at <10% of rated current in ambient temperature of 25degrees

* Typical Pre-arching I²t are measured at 10In Current

** For 1A-5A, the color of glass coating is Green; for others, it's Blue.

Part Numbering System

R 0603 S xxxx



Time Current Curve

